

CE-9038, CE-9039, CE-9040 & CE-9081 JEEP YJ WRANGLER HEAVY DUTY SHACKLES INSTALLATION INSTRUCTIONS & TECHNICAL MANUAL






Assemble shackles onto the Jeep with the greasable bolt zerk fittings toward the outside, and the lock nuts on the inside. Tighten the center brace first to 60 ft. lbs. (standard, non-boomerang YJ rear shackles do not have a center brace), then torque the shackle bolts to 50 ft. lbs. Check torque on the shackle bolts after 100 miles, and re-check periodically after that. Grease with non-synthetic, multi-purpose chassis grease or high-moly lube such as our [CE-9013G](#).

If you have any questions during the installation of this product please contact our technical department at sales@rockjock4x4.com or (714) 367-1580.



WWW.ROCKJOCK4X4.COM

 @ROCKJOCK4X4  /ROCKJOCK4X4  /ROCKJOCK4X4BYJOHNCURRIE

